

GE Healthcare

The Giraffe Family

Helping make sick babies well



The Giraffe Family

From delivery to discharge: every step of the way

Exceptional healing environments for high-acuity newborns

Designed to address the changing demands of the NICU patients, you can count on Giraffe to provide:

Comfortable, consistently controlled thermal environments

Developmentally-supportive, family-centered care solutions

Improved patient access and visibility

User-friendly, high tech features and functionality

Reliable clinical performance

Reduced stress for the patient, the caregiver and the family



Giraffe Incubator



Giraffe OmniBed

The Giraffe family: shared features for healthy newborn development

The following features were designed to be intuitive and are the same on all Giraffe beds – providing continuity across the product platform which makes it easier for the user to learn and use multiple products and reduces staff training time.

The patented Baby Susan rotating mattress minimizes unnecessary baby stimulation. It rotates 360° and can slide out of the microenvironment to facilitate proper positioning for all types of procedures without disturbing the infant and promote parental bonding.

Layered, pressure-diffusing mattress provides a softer support surface to help relieve pressure points and preserve skin integrity.

Large, drop down, removable doors and centralized control screen placement provide quick and easy patient access from either side of the bed.

Elevating base offers a broad adjustable range to ensure a comfortable working height for procedures or family interaction.

Integrated scale allows quick and accurate assessment and trending of baby's growth and development.

Thermal and weight data trending helps facilitate clinical decision-making.



Giraffe Warmer

The Giraffe Shuttle

Our latest addition to the family – it provides electrical power to any of the Giraffe beds or Panda* warmer, enabling them to be used for intra-hospital transport.** The Giraffe Shuttle combined with the bed **helps reduce the potential for clinical problems that can result from interrupted patient thermoregulation, patient touch, handling and movement** – all of which may challenge physiological stability when moving babies to and from a transport incubator.



* The Giraffe Shuttle is not intended for use on Panda IWS platform.

** The Giraffe Shuttle is not intended for use outside of the hospital building or in any area where fluctuation in temperature, exposure to water, or other hazards may occur.

Giraffe OmniBed

The best of both worlds

A full-featured incubator and a radiant warmer in one, there is just no other bed like this.

As **an incubator**, the Boost Air Curtain protects the infant from heat loss when either door is opened while the bi-directional airflow through double walls maintains thermal stability.

As **a radiant warmer**, the infant receives uniform heat regardless of position, without warming the caregiver.

In **either mode**, the Giraffe OmniBed combines advanced technology, exceptional performance and innovative design to provide an excellent developmentally-supportive, family-centered, critical care environment for your critically ill patients.



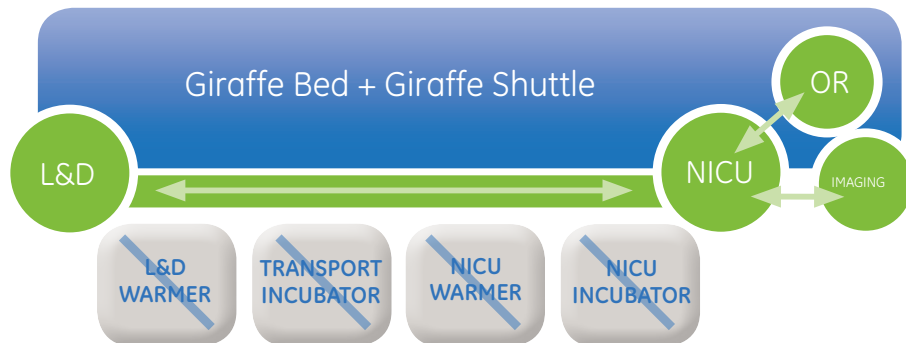
One Baby. One Bed.

Consider this scenario: the next time you get notified about a high-risk delivery, just connect the Giraffe Shuttle to the Giraffe OmniBed, bring it to Labor and Delivery and admit the baby into a Giraffe OmniBed for a simplified journey from the Labor and Delivery to the NICU.

One Baby. One Bed. It's that easy. Use the same streamlined approach to move the baby from the NICU to other care areas within the same hospital building, when needed.



No more bed-to-bed transfers



The Giraffe beds combined with Giraffe Shuttle eliminate the stress of moving sick babies from one bed to another.

Giraffe Incubator

Promoting healthy growth

The Giraffe Incubator is one of the most advanced, developmentally-supportive microenvironments designed to promote the growth and stability of fragile newborns in the NICU. Exceptional thermal performance. Innovative design. And the ability to control heat, humidity, oxygen, light, and noise. You'll find it all in one powerful system that also provides comfortable, easy access to caregivers and parents.

Cascade Control supports thermal needs while reducing environmental stress

Bi-Directional Airflow through double walls provides a stable thermal environment

Boost Air Curtain protects the infant from heat loss when either door is opened

Servo-Humidifier designed with universal precautions and principles of sterility in mind to protect against infection

WhisperQuiet Mode reduces noise to create a quiet, soothing environment for baby and family

Large Hood surface promotes x-ray clarity and visibility without distortion



A peaceful, stable environment to grow and thrive



Design allows parents to sit comfortably for skin-to-skin care.



Need to leave the NICU for a scheduled procedure or diagnostic study? There's no need to disturb the baby.

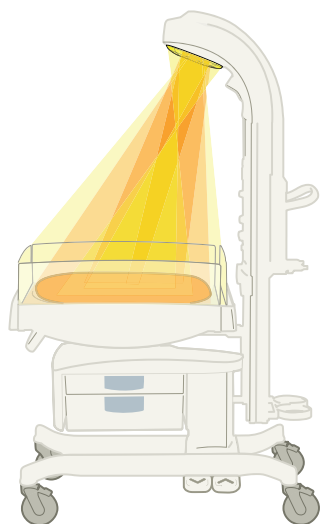
Just connect the Giraffe Shuttle to the Giraffe Incubator to move the baby to the desired care area within the same hospital building.



Giraffe Warmer

Reshaping neonatal care

You've never seen a warmer like this. But don't let its simple, sleek design fool you. The Giraffe Warmer delivers powerful uninterrupted thermal performance with fully-integrated features and options. The result? A warm, comfortable and developmentally-supportive environment for the baby. Complete access, visibility and control for the caregiver.



Heat where you need it

The patented Hourglass Heat Profile provides uniform heat coverage across the mattress and the baby without warming the caregivers.





The Giraffe Shuttle provides electrical power to the Giraffe Warmer, enabling clinicians to transport the baby already in the warmer from one care area to another within the same hospital building

Transforming care delivery

Recessed Heater provides exceptional access and consistent, focused heat therapy during interventions

Warm up with no nuisance alarms prepares the surface for the baby without interrupting your caregiver activities

Hands-Free Alarm Silence allows you to control alarms without touching a surface during procedures

Full-color Display was designed to be easy to read near or far. Full color trends track temperature, pulse rate, SpO₂ and weight

Integrated Resuscitation option helps to standardize the resuscitation practice

Built-in, dimmable observation lights and adjustable procedure light provide the lighting you need, when and where you need it



Giraffe Shuttle

The next generation of intra-hospital transport

The Giraffe Shuttle offers up to 45 minutes of electrical power* to Giraffe or Panda beds, allowing you to provide continuity of care for sick babies while helping to set a new paradigm for simplified efficient infant transport within a hospital building.

- **Eliminate the need to transfer a baby from bed-to-bed.**
The Giraffe Shuttle, in combination with the Giraffe or Panda bed, helps reduce the potential for clinical problems that can result from interrupted patient thermal regulation, patient touch, handling and movement, potentially challenging physiological stability when moving babies to and from a transport incubator.
- **Customize your intra-hospital transport system.**
The Giraffe Shuttle provides the capability to mount various accessories and auxiliary equipment.
- **Enjoy maneuverability.** The Giraffe Shuttle connects smoothly with any Giraffe or Panda bed; designed to make it easier for you to steer the bed in tight spaces, through doorways, down hallways, and around corners.
- **Achieve workflow efficiency.** In addition to all of its clinical advantages, the Giraffe Shuttle can help save time spent on transferring a baby from one bed to another and cleaning those beds.

* Batteries are a fixed life storage device. As such, the use and care of the batteries will greatly affect battery life. Heavy loads and long run times will drastically reduce the life of the batteries. Refer to the product labeling for additional information.



Phototherapy solutions



Giraffe SPOT PT Lite™

Compact, lightweight, portable system provides intensive phototherapy for infants in both the NICU and the Well Baby Nursery.

BiliSoft™ LED Phototherapy System

Intensive therapy as easy as wrapping a baby in a blanket – while promoting developmental care and parent-infant bonding.

Both systems deliver healing phototherapy that meets and exceeds the recommendations of the American Academy of Pediatrics and can be combined to provide intensive phototherapy treatment.*

* American Academy of Pediatrics, clinical practice guideline, subcommittee on hyperbilirubinemia: Management of hyperbilirubinemia in the newborn infant 35 or more weeks of gestation, 2004; 297-316.

Giraffe Accessories



Instrument shelf

Keeps your clinical tools safely and conveniently at hand.


6600-0865-700



Tubing management arm

Helps minimize tangled tubing, while keeping them crimp-free and fully operational.

6600-0837-800



Exam light 120 V (Giraffe OmniBed and Incubator) Increases lighting for interventions.

6600-0832-800 (North American plug)

6600-0832-801 (IEC plug)



Hood cover

Used to minimize light stimulation for newborns.

6600-0825-800 (Giraffe OmniBed)

6600-0846-800 (Giraffe Incubator)



Corner trays

Fit securely into mattress translation deck for storing small supplies

6600-1793-500 (SE and NW)


6600-1794-500 (SW and NE)



High frequency vent solutions

porthole cover (Giraffe OmniBed and Incubator)

6600-0838-800



Warmer side panel wall options:

Tubing management south panel

M1092337

East/West HFOV walls for warmer

M1092332



Silo support arm

Designed to suspend gastroschisis silos or other care items over a baby 6600-0853-800

Need shelving, IV poles or other accessories? More options are available.

Contact your GE Healthcare Maternal-Infant Care Sales Representative for more information.

Service

Our team of factory-trained service professionals provides exceptional support including installation services, clinical and technical education, technical phone support and parts delivery. Extended service options are available, which assist in the technical management of your equipment throughout its life. Contact your local sales representative for more information on GE service offerings.

Clinical validation

Clinical research conducted on products within the Giraffe Platform are available to you via your local sales contact on the following subject matter:

Touch

Humidity

Infection concerns

Cleaning cycles

Thermal performance

Fluid and electrolyte balance

Pressure interfaces

Hyperbilirubinemia

© 2010 General Electric Company – All rights reserved.

General Electric Company reserves the right to make changes in specification and features shown herein, or discontinue the product described at any time without notice or obligation. Contact your GE representative for the most current information.

GE and GE Monogram are trademarks of General Electric Company.

Giraffe, GiraffeCare, OmniBed, Spot PT Lite, Baby Susan, Cascade, BiliSoft, Boost Air Curtain and WhisperQuiet are trademarks of General Electric Company.

GE Healthcare, a division of General Electric Company.

About GE Healthcare

GE Healthcare provides transformational medical technologies and services that are shaping a new age of patient care. Our broad expertise in medical imaging and information technologies, medical diagnostics, patient monitoring systems, drug discovery, biopharmaceutical manufacturing technologies, performance improvement and performance solutions services helps our customers to deliver better care to more people around the world at a lower cost. In addition, we partner with healthcare leaders, striving to leverage the global policy change necessary to implement a successful shift to sustainable healthcare systems.

Our “healthymagination” vision for the future invites the world to join us on our journey as we continuously develop innovations focused on reducing costs, increasing access and improving quality and efficiency around the world.

GE Healthcare
P.O. Box 900, FIN-00031 GE, Finland
Tel. +358 10 394 11 • Fax +358 9 146 3310
www.gehealthcare.com



GE imagination at work